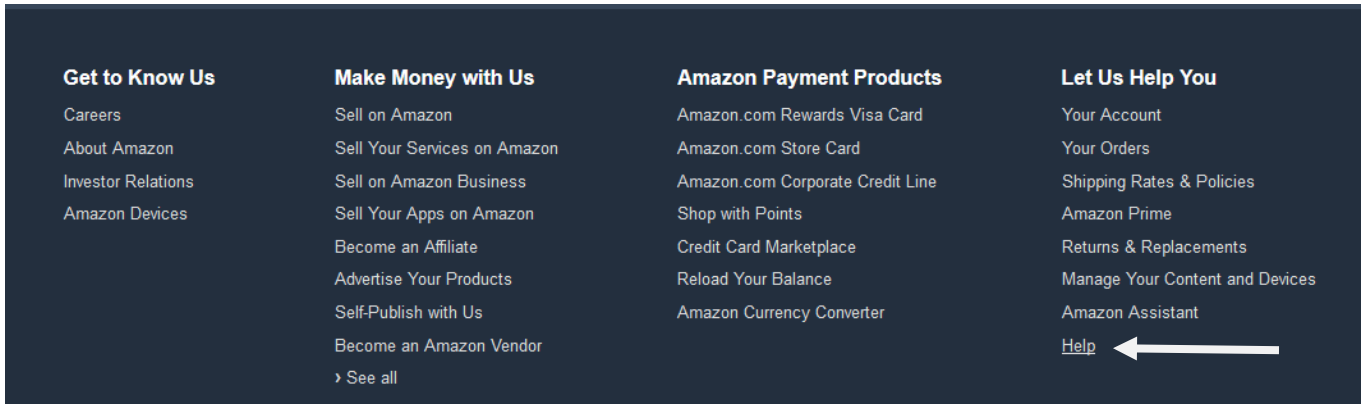
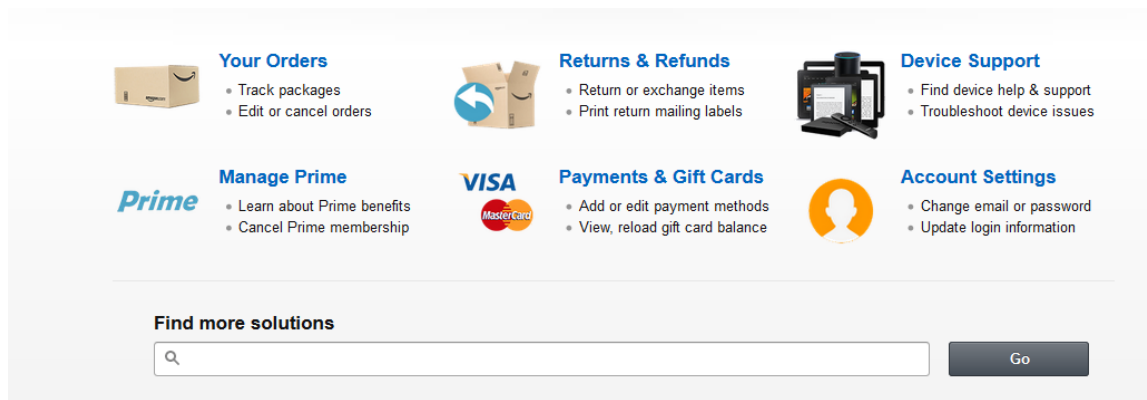


How to get an updated book (as of Jan 2017)

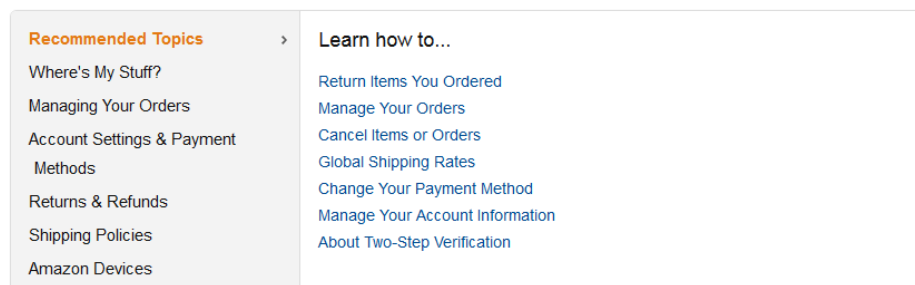
First, go to amazon.com and scroll to the BOTTOM of the page. You'll see a bunch of Amazon business-y links as my image below shows. What you're looking for is the "HELP" link. I have a giant arrow pointing to it for your convenience.



Clicking on that will make a new screen pop up, as shown below. What you want is in the "Browse Help Topics" part of the screen, so scroll down so you can see the whole thing.




Browse Help Topics



Now you need to speak to an Amazon associate to get the updated version of the book, so you need to contact them. To do that first select “NEED MORE HELP” (As pointed out by a red arrow below) and then select “CONTACT US” (as pointed out by the second arrow.)

Browse Help Topics

<ul style="list-style-type: none">Recommended TopicsWhere's My Stuff?Managing Your OrdersAccount Settings & Payment MethodsReturns & RefundsShipping PoliciesAmazon DevicesDigital Services & ContentAmazon Business AccountsOther Topics & Help SitesNeed More Help? >	<h3>Need more help?</h3> <ul style="list-style-type: none">Ask the Kindle Help CommunityContact Us ←Ayuda en EspañolAmazon Co-Pilot 
---	--

Once you make those selections, a new screen will pop up—the screen below. I suggest you select the “DIGITAL SERVICES” bubble, and in the short summary of the issue mention you want to download an updated edition of an ebook you own. Once you have these parts filled in, scroll down to select the way you wish to be contacted.

Contact Us

1 What can we help you with?

An order I placed Amazon Devices and Kindle Apps **Digital Services** Prime or Something else

2 Tell us more about your issue

Select an issue Kindle eBooks

Select issue details Kindle E-reader

Select additional details Something else

Enter short summary of issue

Did You Know?

The [Manage Your Content and Devices](#) page provides many useful tools that help you view and change your account information - such as your Kindle [1-Click](#) payment settings, subscription settings, and returning or downloading Kindle content you've purchased from Amazon.

All Kindle content that you've purchased from the Kindle Store is stored on your Amazon account and is available to download through the cloud onto your Kindle device or reading app.

If you have purchased a second Kindle device, you can access any content you have previously purchased after registering the device to your Amazon account.

[Manage Your Content and Devices](#)

[Manage Kindle Subscriptions](#)

NOTE: In choosing the way you wish to be contacted, Amazon itself and most readers have said that phone and chat work best to get fast results. Email takes longer and there are more changes for poor communication.

After you select how you wish to be contacted, explain to the Amazon rep that you want a new copy, and they should be able to help you. **You'll know you get it because it will be pushed to the TOP of your kindle library!!** Enjoy your updated book!

Learn more about your Kindle [1-Click](#) payment settings, subscription settings, and returning or downloading Kindle content you've purchased from Amazon.

[Manage Kindle Subscriptions](#)

All Kindle content that you've purchased from the Kindle Store is stored on your Amazon account and is available to download through the cloud onto your Kindle device or reading app.

If you have purchased a second Kindle device, you can access any content you have previously purchased after registering the device to your Amazon account.

3 How would you like to contact us?

E-mail **Phone** Chat

The best way to help with this is through phone or chat. Please choose one of those options.

Recommended